



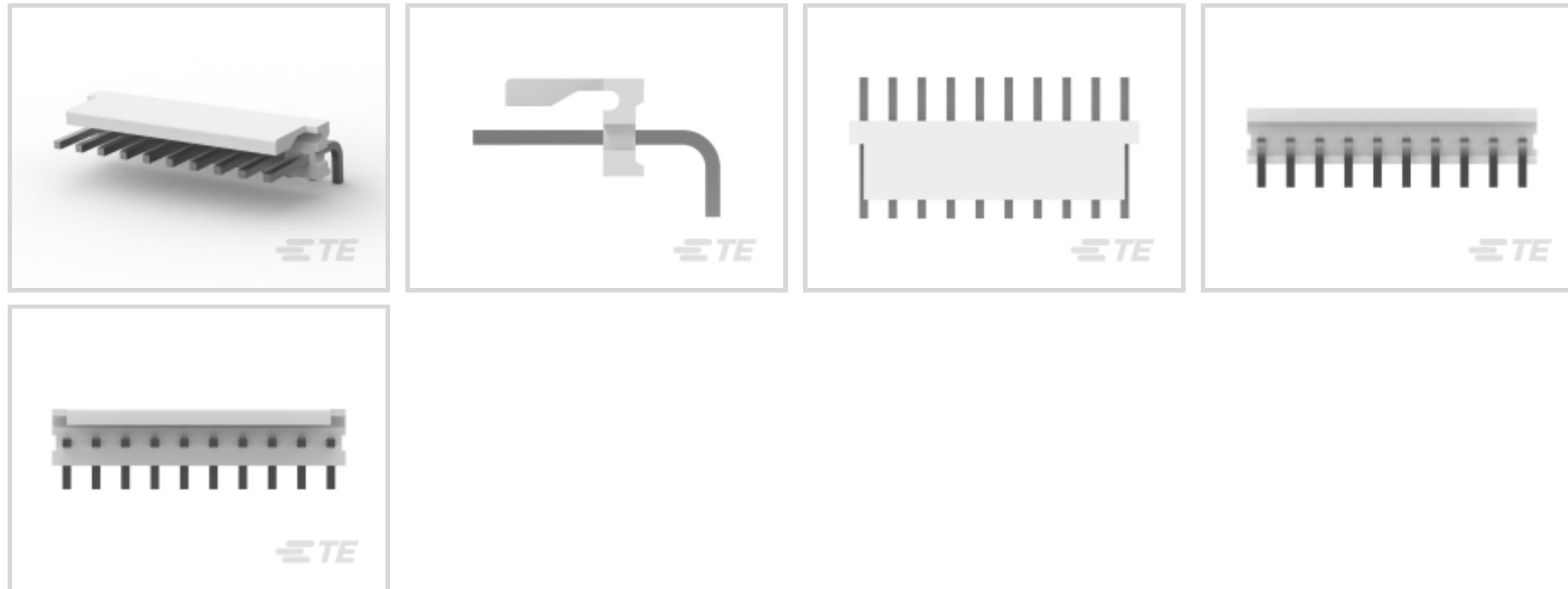
MTA 156

TE Internal #: 1-640389-0

Rectangular Power Connectors, Header, Plug, Wire-to-Board, 10 Position, 3.96 mm [.156 in] Centerline, Printed Circuit Board, UL 94V-0, MTA 156

[View on TE.com >](#)

Connectors > Power Connectors > Rectangular Power > Rectangular Power Connectors



Rectangular Power Connector Type: **Header**

Connector & Housing Type: **Plug**

Connector System: **Wire-to-Board**

Number of Positions: **10**

Centerline (Pitch): **3.96 mm [.156 in]**

Features

Product Type Features

Header Type	Partially Shrouded
Rectangular Power Connector Type	Header
Connector & Housing Type	Plug
Connector System	Wire-to-Board
Sealable	No
Connector & Contact Terminates To	Printed Circuit Board

Configuration Features

Number of Positions	10
PCB Mount Orientation	Right Angle
Number of Power Positions	10
Number of Rows	1

Electrical Characteristics

Operating Voltage	600 VAC
-------------------	---------

Contact Features



Contact Layout	Inline
Contact Underplating Material	Nickel
Contact Base Material	Copper Alloy
Contact Current Rating (Max)	7 A
Contact Retention Within Housing	Without
Contact Type	Pin
PCB Contact Termination Area Plating Material	Tin
Contact Mating Area Plating Material	Tin
Contact Mating Area Plating Material Thickness	2.54 μm [100 μin]
Underplate Material Thickness	50 μm [1.27 μin]
Contact Termination Area Plating Thickness	2.54 μm [100 μin]

Termination Features

Termination Post & Tail Length	3.18 mm[.125 in]
Termination Method to Printed Circuit Board	Through Hole - Solder

Mechanical Attachment

Strain Relief	Without
Mating Alignment	Without
PCB Mount Alignment	Without
Panel Mount Feature	Without
PCB Mount Retention	Without
Connector Mounting Type	Board Mount
Mating Retention	With
Mating Retention Type	Friction Lock

Housing Features

Right Angle Bending Side	Front
Centerline (Pitch)	3.96 mm[.156 in]
Housing Color	Natural
Housing Material	Polyester

Dimensions

PCB Thickness (Recommended)	.06 mm[1.6 in]
Mating Post Length	10.16 mm[.4 in]
Height	10.79 mm[.425 in]



Length 39.62 mm[1.56 in]

Usage Conditions

Operating Temperature Range -55 – 105 °C[-67 – 221 °F]

Operation/Application

Circuit Application Power

Industry Standards

CSA Rating Certified

UL Flammability Rating UL 94V-0

Glow Wire Rating Standard Part - Not Glow Wire

Agency/Standard Number E28476

Agency/Standard CSA, UL

UL Rating Recognized

CSA File Number LR7189

Packaging Features

Packaging Method Package

Packaging Quantity 500

Other

For Use With MTA .156 Connector Assembly or SL .156 Connector Assembly

Product Compliance

[For compliance documentation, visit the product page on TE.com>](#)

EU RoHS Directive 2011/65/EU Compliant

EU ELV Directive 2000/53/EC Compliant

China RoHS 2 Directive MIIT Order No 32, 2016 No Restricted Materials Above Threshold

EU REACH Regulation (EC) No. 1907/2006
 Current ECHA Candidate List: JUNE 2022 (224)
 Candidate List Declared Against: JUNE 2022 (224)
 Does not contain REACH SVHC

Halogen Content Not Low Halogen - contains Br or Cl > 900 ppm.

Solder Process Capability Wave solder capable to 265°C

Product Compliance Disclaimer



This information is provided based on reasonable inquiry of our suppliers and represents our current actual knowledge based on the information they provided. This information is subject to change. The part numbers that TE has identified as EU RoHS compliant have a maximum concentration of 0.1% by weight in homogenous materials for lead, hexavalent chromium, mercury, PBB, PBDE, DBP, BBP, DEHP, DIBP, and 0.01% for cadmium, or qualify for an exemption to these limits as defined in the Annexes of Directive 2011/65/EU (RoHS2). Finished electrical and electronic equipment products will be CE marked as required by Directive 2011/65/EU. Components may not be CE marked. Additionally, the part numbers that TE has identified as EU ELV compliant have a maximum concentration of 0.1% by weight in homogenous materials for lead, hexavalent chromium, and mercury, and 0.01% for cadmium, or qualify for an exemption to these limits as defined in the Annexes of Directive 2000/53/EC (ELV). Regarding the REACH Regulation, the information TE provides on SVHC in articles for this part number is based on the latest European Chemicals Agency (ECHA) 'Guidance on requirements for substances in articles' posted at this URL: <https://echa.europa.eu/guidance-documents/guidance-on-reach>

Compatible Parts



TE Part # CAT-103156-WBHSM
Receptacle Housing: Wire-to-Board, with Mating Alignment, SL156



TE Part # 4-640427-0
10P MTA156 CONN ASSY 20AWG YEL



TE Part # 4-640426-0
10P MTA156 CONN ASSY 18AWG ORA



TE Part # 4-640428-0
10P MTA156 CONN ASSY 22AWG RED



TE Part # 4-643819-0
10P MTA156 CONN ASSY 22AWG RED



TE Part # 4-640602-0
10P MTA156 CONN ASSY 24AWG LF



TE Part # 1-643067-0
10P MTA156 MOLDED COVER



TE Part # 4-644466-0
10P MTA156 CONN ASSY 20AWG YEL



TE Part # 4-640431-0
10P MTA156 CONN ASSY 18AWG ORA



TE Part # 4-643818-0
10P MTA156 CONN ASSY 20AWG YEL



TE Part # 4-640599-0
10P MTA156 CONN ASSY 18AWG ORA



TE Part # 4-640432-0
10P MTA156 CONN ASSY 20AWG YEL



TE Part # 1-640551-0
10P MTA156 COVER



TE Part # CAT-103156-WBHSN
Receptacle Housing: Wire-to-Board, no Mating Alignment, SL 156



TE Part # 4-643817-0
10P MTA156 CONN ASSY 18AWG LF



TE Part # 1-643071-0
10P MTA156 FD-THRU COVER




TE Part # 4-640429-0
10P MTA156 CONN ASSY 24AWG
WHT



TE Part # 4-640600-0
10P MTA156 CONN ASSY 20AWG LF




TE Part # 4-640601-0
10P MTA156 CONN ASSY 22AWG LF



TE Part # 4-644465-0
10P MTA156 CONN ASSY 18AWG
ORA

Also in the Series | **MTA 156**



Insertion & Extraction Tools(1)



PCB Connector Covers(92)




PCB Connector Keying(2)




PCB Connector Mounting(1)



PCB Headers & Receptacles(729)




Power Contacts(3)




Rectangular Caps & Covers(1)



Rectangular Power Connectors(749)



Standard Rectangular Connectors
(1309)



Wire-to-Board Connector Contacts(12)

Documents

Product Drawings

10P MTA156 HDR ASSY SQ R/A F/L

English

CAD Files

Customer View Model

ENG_CVM_CVM_1-640389-0_AG.2d_dxf.zip

English



3D PDF

3D

Customer View Model

[ENG_CVM_CVM_1-640389-0_AG.3d_igs.zip](#)

English

Customer View Model

[ENG_CVM_CVM_1-640389-0_AG.3d_stp.zip](#)

English

By downloading the CAD file I accept and agree to the [Terms and Conditions](#) of use.

Datasheets & Catalog Pages

[MTA, CST-100 II, SL-156 and AMP Economy Power \(EP\) Connectors](#)

English

Product Environmental Compliance

[Product Compliance](#)

English

[Product Compliance](#)

English

[TE Material Declaration](#)

English

Agency Approvals

[Agency Approval Document](#)

English